



DOCUMENT TITLE:
**MARKETING OUTLINE DRAWING 10.16MM X 11.43MM, 36 BALLS BGA, 2 LAYER
1.27 MM PITCH**

DOC ID # 21-0363 NEW REV: A

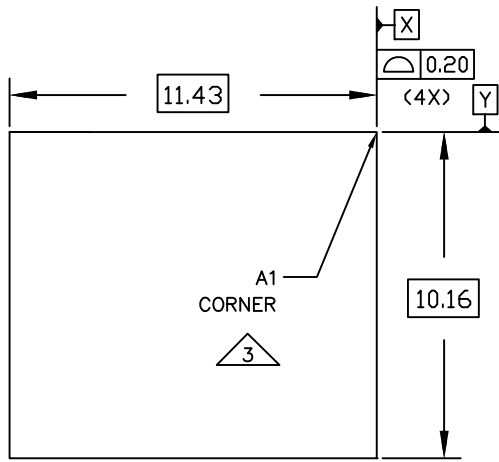
ECN#: HQ-08-5701 EFFECTIVE DATE: 07/15/08

ORIGINATOR: JEFF WALKER

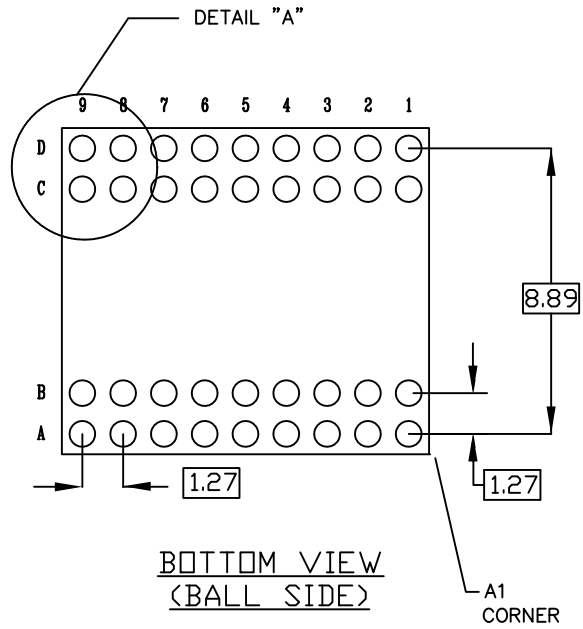
MOST RECENT CHANGES

FROM	TO
DALLAS DOCUMENT CONTROL SYSTEM DOC ID# 56-G6023-001 LOGO-DALLAS/MAXIM	INITIAL RELEASE INTO MAXIM DOCUMENT CONTROL LOGO-MAXIM

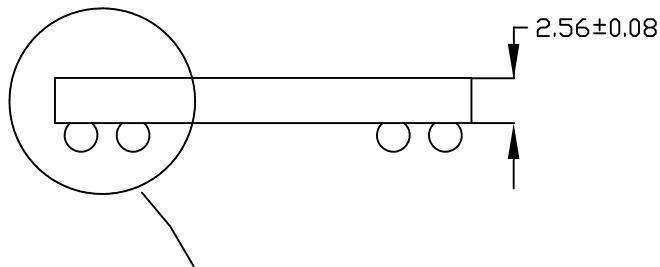
REVISIONS			
LTR.	DESCRIPTION	DATE	APPROVED
A			



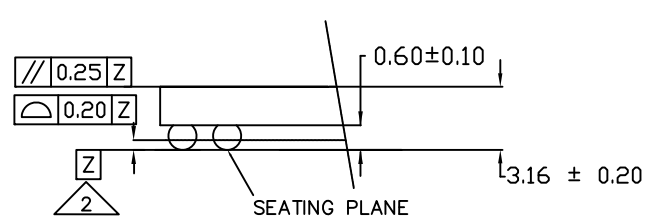
TOP VIEW



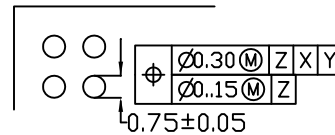
BOTTOM VIEW
(BALL SIDE)



DETAIL "B"
SIDE VIEW



DETAIL "B"



DETAIL "A"

NOTES:

1. ALL DIMENSIONS ARE IN MILLIMETERS.
2. PRIMARY DATUM [Z] AND SEATING PLANE ARE DEFINED BY THE SPHERICAL CROWNS OF THE SOLDER BALLS.
3. A1 CORNER MUST BE IDENTIFIED BY LASER MARK ON TOP PACKAGE.
4. BASIC SOLDER BALL PITCH IS 1.27 MM
5. A1 CORNER MUST ALSO BE IDENTIFIED BY METALLIZED MARKINGS ON BOTTOM PACKAGE.

SIGNATURE		DATE		MAXIM			
DDC. CONTROL:							
ENGR. MGR:				SIZE	FSCM NO.	PART NO.	REV.
MFG. ENGR:				A		21-0363	A
CHECKED BY:	TWM	08/03					
DRAWN BY:	JFD	08/03					
SCALE				N/A		SHEET 1 of 1	

REVISION HISTORY

REV	CHANGES MADE	DATE	INIT.
A	ECN# HQ-08-5701 INITIAL RELEASE INTO MAXIM DOCUMENT CONTROL. LOGO-MAXIM	07/15/08	JW



TITLE: MARKETING OUTLINE DRAWING 10.16MM X 11.43MM, 36 BALLS BGA, 2 LAYER 1.27 MM PITCH

DOCUMENT I.D.
21-0363

REVISION
A

PAGE
3