



**DOCUMENT TITLE:  
MARKETING OUTLINE, 100 LD LQFP 14X14X1.4 MM BODY**

**DOC ID # 21-0297**

**NEW REV: A**

**ECN#: HQ-08-5301**

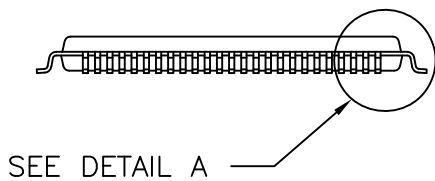
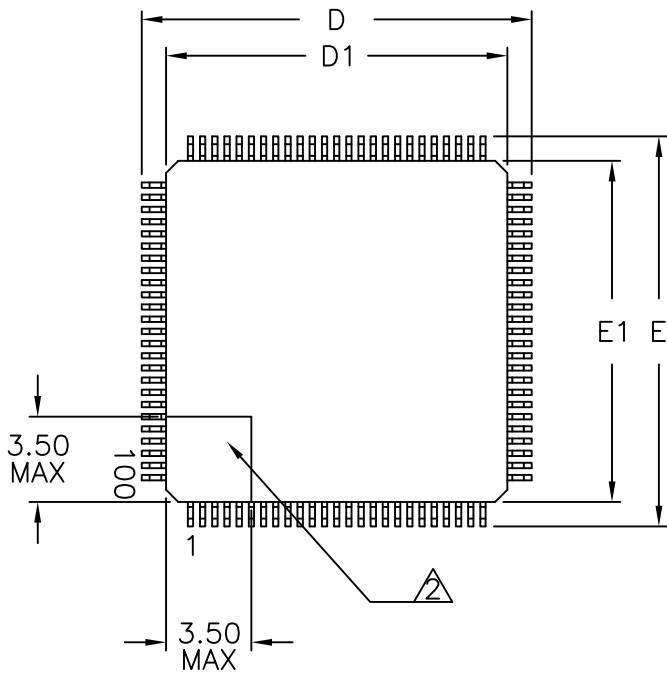
**EFFECTIVE DATE: 06/20/08**

**ORIGINATOR: JEFF WALKER**

**MOST RECENT CHANGES**

<b>FROM</b>	<b>TO</b>
DALLAS DOCUMENT CONTROL SYSTEM DOC 56-G5002-000, REV B. LOGO-DALLAS/MAXIM	INITIAL RELEASE INTO MAXIM DOCUMENT CONTROL LOGO-MAXIM

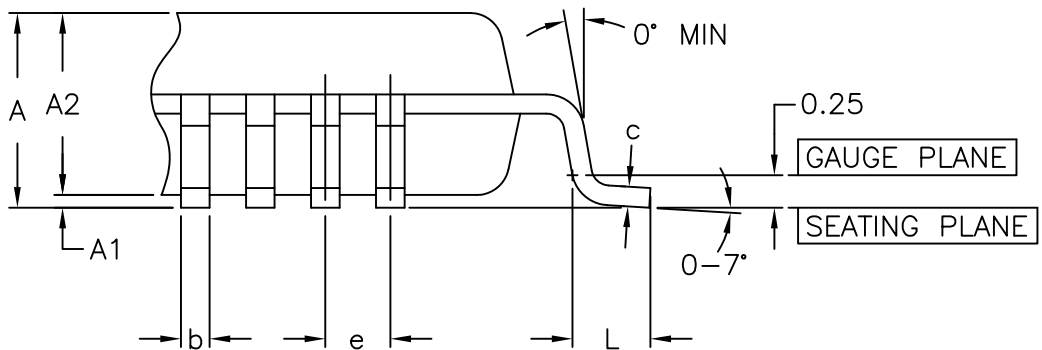
REVISIONS			
LTR	DESCRIPTION	DATE	APPROVED
A			



NOTES:

1. DIMENSIONS D1 AND E1 INCLUDE MOLD MISMATCH, BUT DO NOT INCLUDE MOLD PROTRUSION; ALLOWABLE PROTRUSION IS 0.25 MM PER SIDE.
2. DETAILS OF PIN 1 IDENTIFIER ARE OPTIONAL BUT MUST BE LOCATED WITHIN THE ZONE INDICATED.
3. ALLOWABLE DAMBAR PROTRUSION IS 0.08 MM TOTAL IN EXCESS OF THE b DIMENSION; PROTRUSION NOT TO BE LOCATED ON LOWER RADIUS OR FOOT OF LEAD.
4. ALL DIMENSIONS ARE IN MILLIMETERS.

DIM	MIN	MAX
A	-	1.60
A1	0.05	-
A2	1.35	1.45
b	0.17	0.27
c	0.09	0.20
D	15.80	16.20
D1	14.00	BSC
E	15.80	16.20
E1	14.00	BSC
e	0.50	BSC
L	0.45	0.75



DETAIL A

SIGNATURE		DATE
DOC. CONTROL:		
ENGR. MGR:		
MFG. ENGR:		
CHECKED BY:		
DRAWN BY:	R. RADKE	4/95



TITLE			
MARKETING OUTLINE, 100 LD. LQFP 14X14X1.4 MM BODY			
SIZE	FSCM NO	PART NO.	REV
A		21-0297	A

### REVISION HISTORY

REV	CHANGES MADE	DATE	INIT.
A	ECN# HQ-08-XXXX. INITIAL RELEASE INTO MAXIM DOCUMENT CONTROL. LOGO-MAXIM	06/20/08	JW



**TITLE:** MARKETING OUTLINE, 100 LD LQFP 14X14X1.4 MM BODY

**DOCUMENT I.D.**  
21-0297

**REVISION**  
A

**PAGE**  
3