



**DOCUMENT TITLE:  
MARKETING OUTLINE, 44 LD QFP 10X10X2 BODY, 1.95 FORM**

**DOC ID # 21-0269**

**NEW REV: A**

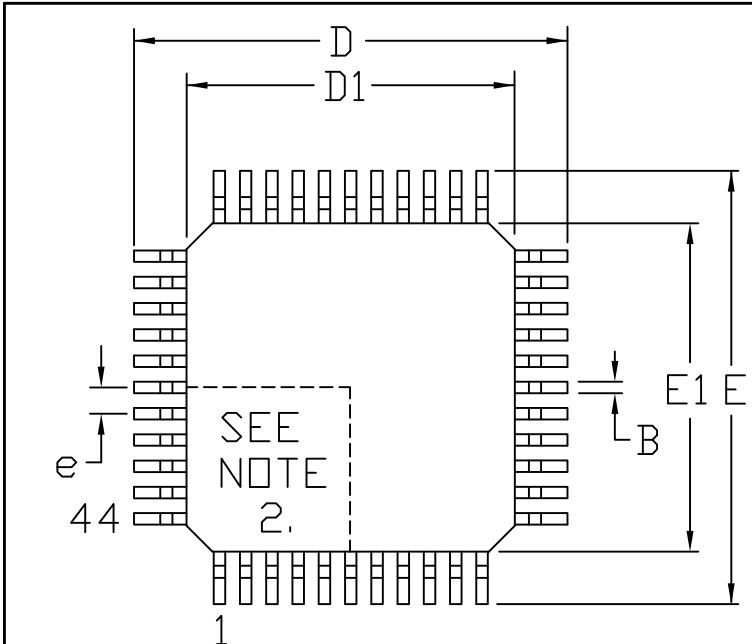
**ECN#: HQ-08-5261**

**EFFECTIVE DATE: 07/17/08**

**ORIGINATOR: JEFF WALKER**

**MOST RECENT CHANGES**

<b>FROM</b>	<b>TO</b>
DALLAS DOCUMENT CONTROL SYSTEM DOC 56-G30001-001, REV B LOGO-DALLAS/MAXIM	INITIAL RELEASE INTO MAXIM DOCUMENT CONTROL LOGO-MAXIM

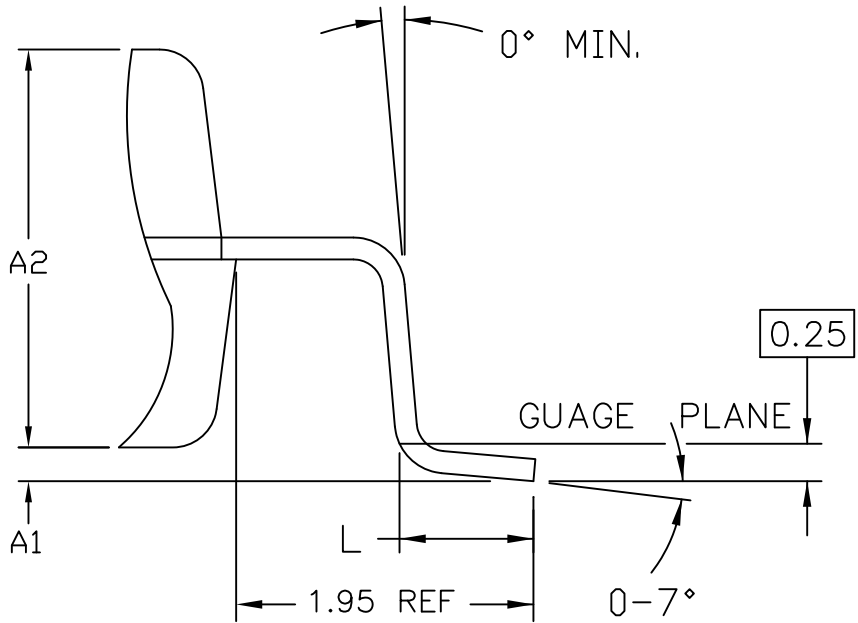
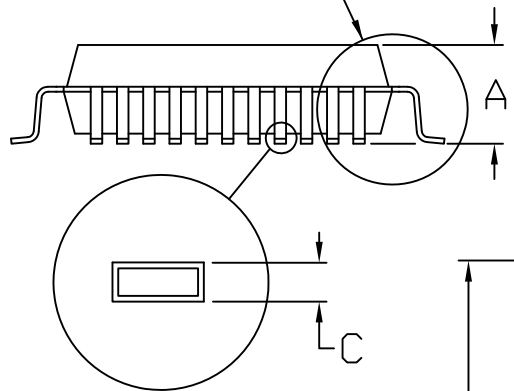


REVISIONS			
LTR	DESCRIPTION	DATE	APPROVED
A			

NOTES:

1. DIMENSIONS D1 AND E1 INCLUDE MOLD MISMATCH, BUT DO NOT INCLUDE MOLD PROTRUSION; ALLOWABLE PROTRUSION IS 0.25 MM PER SIDE.
2. DETAILS OF PIN 1 IDENTIFIED ARE OPTIONAL BUT MUST BE LOCATED WITHIN THE ZONE INDICATED.
3. ALLOWABLE DAMBAR PROTRUSION IS 0.08 MM TOTAL IN EXCESS OF THE B DIMENSION; PROTRUSION NOT TO BE LOCATED ON LOWER RADIUS OR FOOT OF LEAD.

SEE DETAIL "A"



DETAIL A

DIMENSIONS ARE IN MILLIMETERS

DIM	MIN	MAX
A	-	2.45
A1	0.10	0.30
A2	1.95	2.10
D	13.65	14.30
D1	9.90	10.10
E	13.65	14.30
E1	9.90	10.10
L	0.63	1.03
e	0.80 BSC	
B	0.30	0.45
C	0.13	0.23

SIGNATURE		DATE
DOC. CONTROL:	K. Deeley	1/93
ENGR. MGR:	J. Hundt	1/93
MFG. ENGR:	B. McCarty	1/13/93
CHECKED BY:	B.W.M.	1/93
DRAWN BY:	M.W.C.	1/93



TITLE			
MARKETING OUTLINE, 44 LD. QFP, 10X10X2 BODY, 1.95 MM FORM			
SIZE	FSCM NO	PART NO.	REV
A		21-0269	A

**REVISION HISTORY**

REV	CHANGES MADE	DATE	INIT.
A	ECN# HQ-08-5261. INITIAL RELEASE INTO MAXIM DOCUMENT CONTROL. LOGO-MAXIM	07/17/08	JW



**TITLE:** MARKETING OUTLINE, 44 LD QFP 10X10X2 BODY, 1.95 FORM

**DOCUMENT I.D.**  
21-0269

**REVISION**  
A

**PAGE 3**