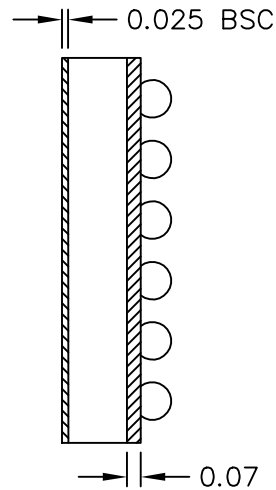
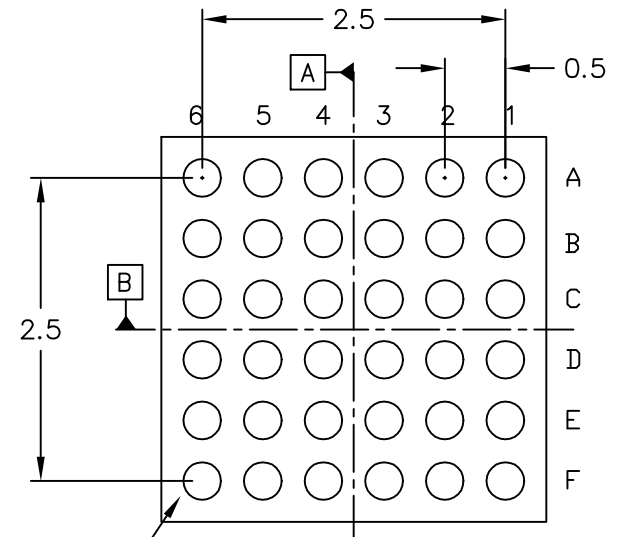


TOP VIEW

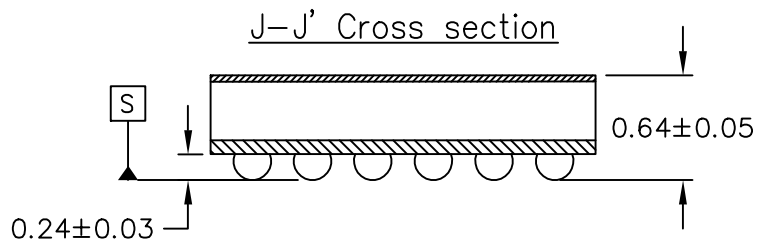


SIDE VIEW



BOTTOM VIEW

36- $\varnothing 0.31 \pm 0.03$   
 $\varnothing 0.05$  (M) S AB



PKG. CODE	E		D		DEPOPULATED BUMPS
	MIN	MAX	MIN	MAX	
W363A3+1	2.95	3.18	2.95	3.18	NONE
W363A3+2	2.95	3.18	2.95	3.18	B3,B4,E3,E4
W363A3+3	2.95	3.18	2.95	3.18	C3,C4,D3,D4

NOTES:

1. Terminal pitch is defined by terminal center to center value.
2. Outer dimension is defined by center lines between scribe lines.
3. All dimensions in millimeters.
4. Marking shown is for package orientation reference only.
5. Tolerance is  $\pm 0.02$ mm unless specified otherwise.
6. All dimensions apply to PbFree (+) package codes only.

-DRAWING NOT TO SCALE-



TITLE:  
 PACKAGE OUTLINE  
 36L WLP PKG. 0.5mm PITCH

APPROVAL	DOCUMENT CONTROL NO. 21-0024	REV. C	1/1
----------	---------------------------------	-----------	-----