

APPLICATION NOTE 4154

MAX2170/MAX2171 DAB/T-DMB Reference Design

Abstract: The MAX2170/MAX2171 tuner plus demodulator IC reference design demonstrates a compact daughter board solution for DAB and T-DMB. The design converts VHF-III and L-Band signals to a MPEG-2 transport stream.

More Information

- [Wireless Home](#)
- [Application Notes and Tutorials](#)
- [EV Kit Software](#)
- [Technical Support](#)

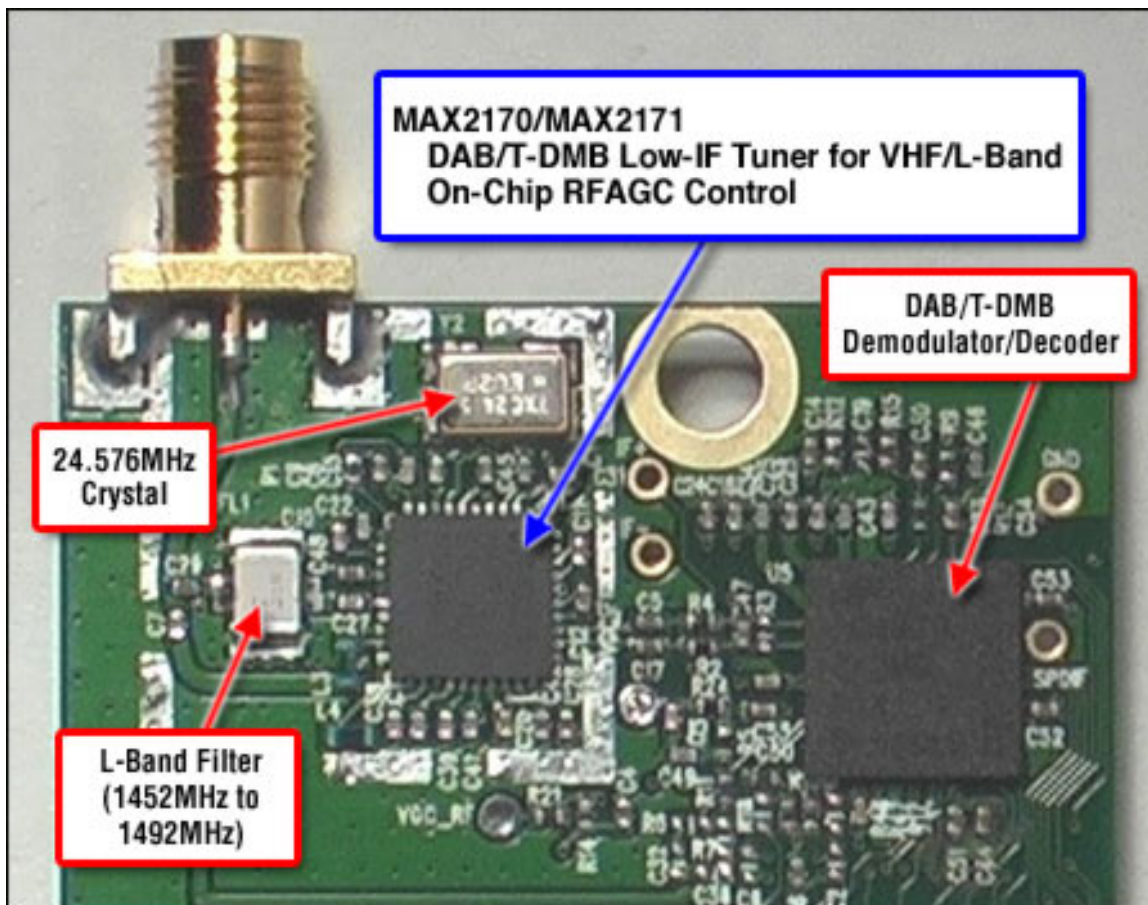


Figure 1. The MAX2170/MAX2171 tuner plus demodulator reference design.

MAX2170/MAX2171 DAB/T-DMB TUNER WITH DEMODULATOR

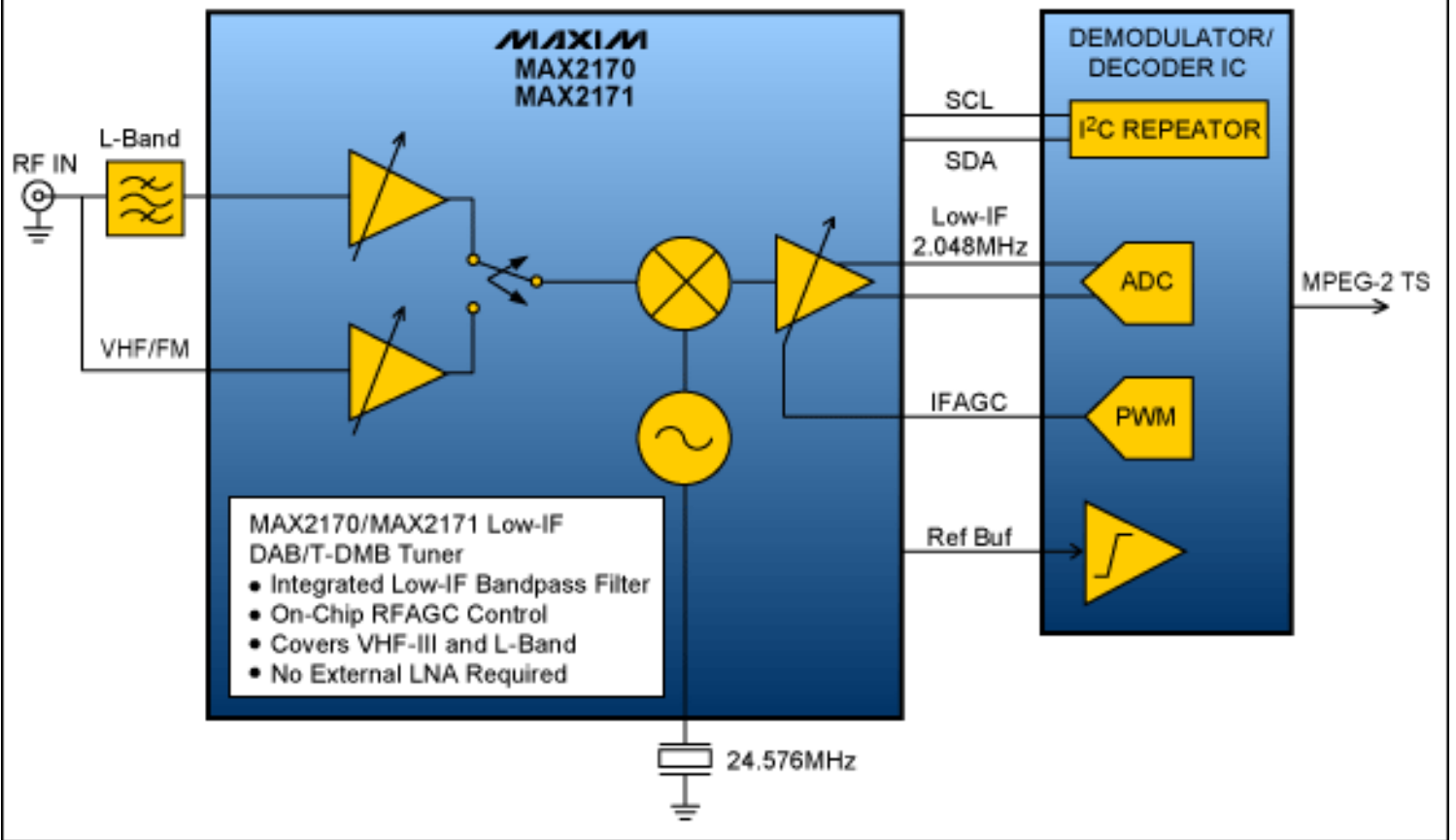


Figure 2. System Block Diagram

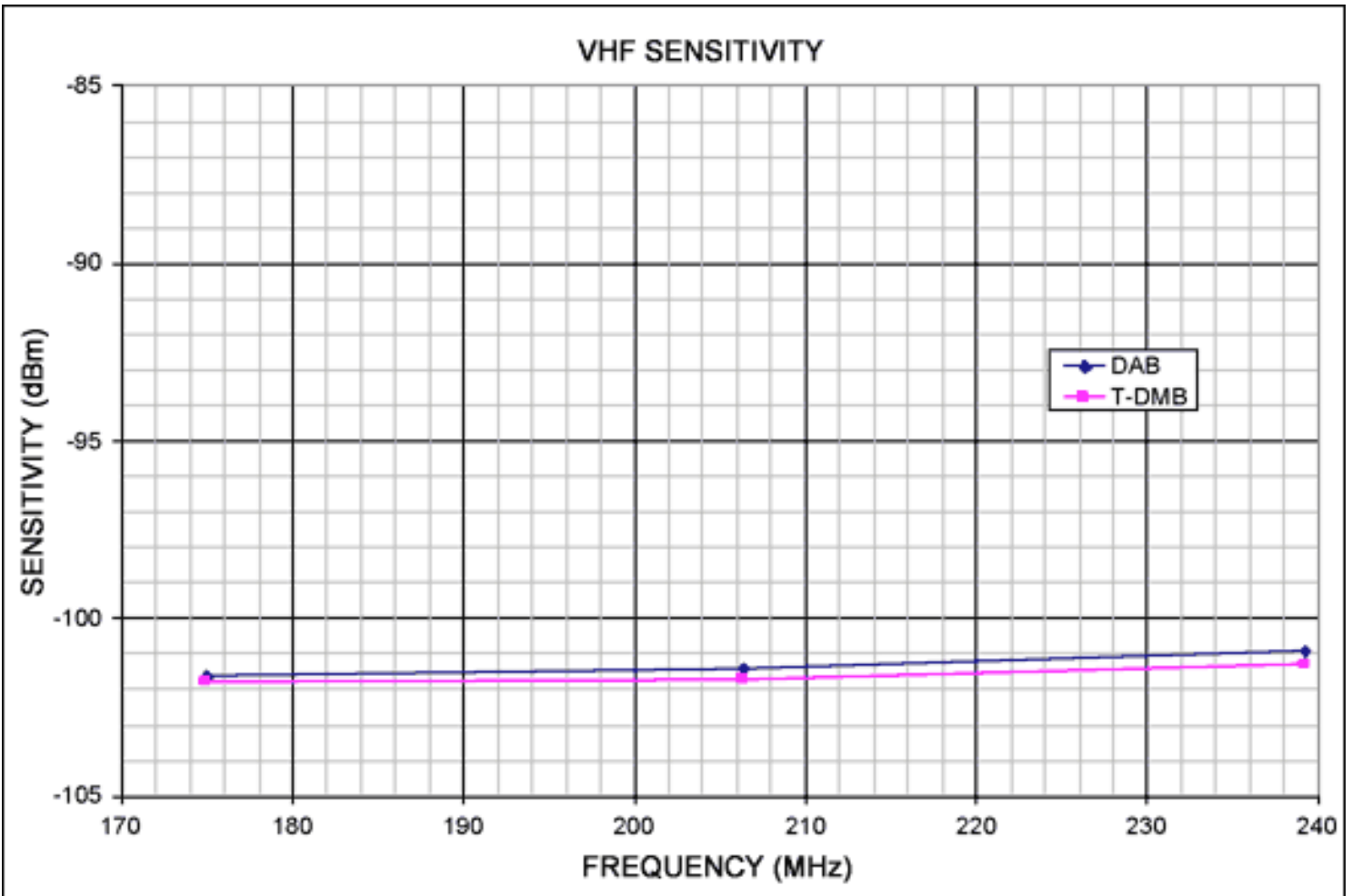


Figure 3. The VHF sensitivity measures better than -100.9dBm for DAB and better than -101.3dBm for T-DMB.

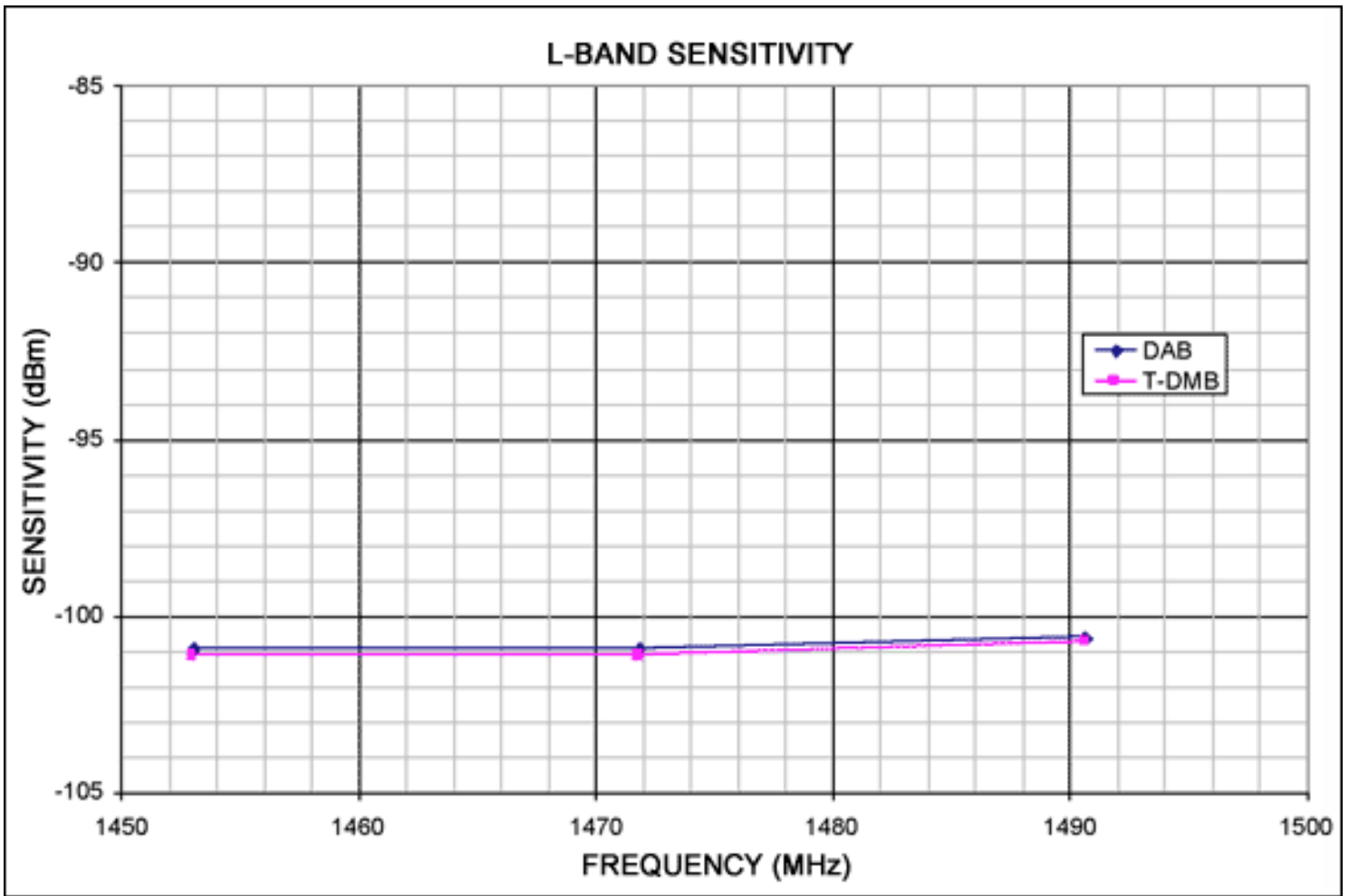


Figure 4. The L-Band sensitivity measures better than -100.6dBm for DAB and better than -100.7dBm for T-DMB.

ADJACENT CHANNEL SELECTIVITY

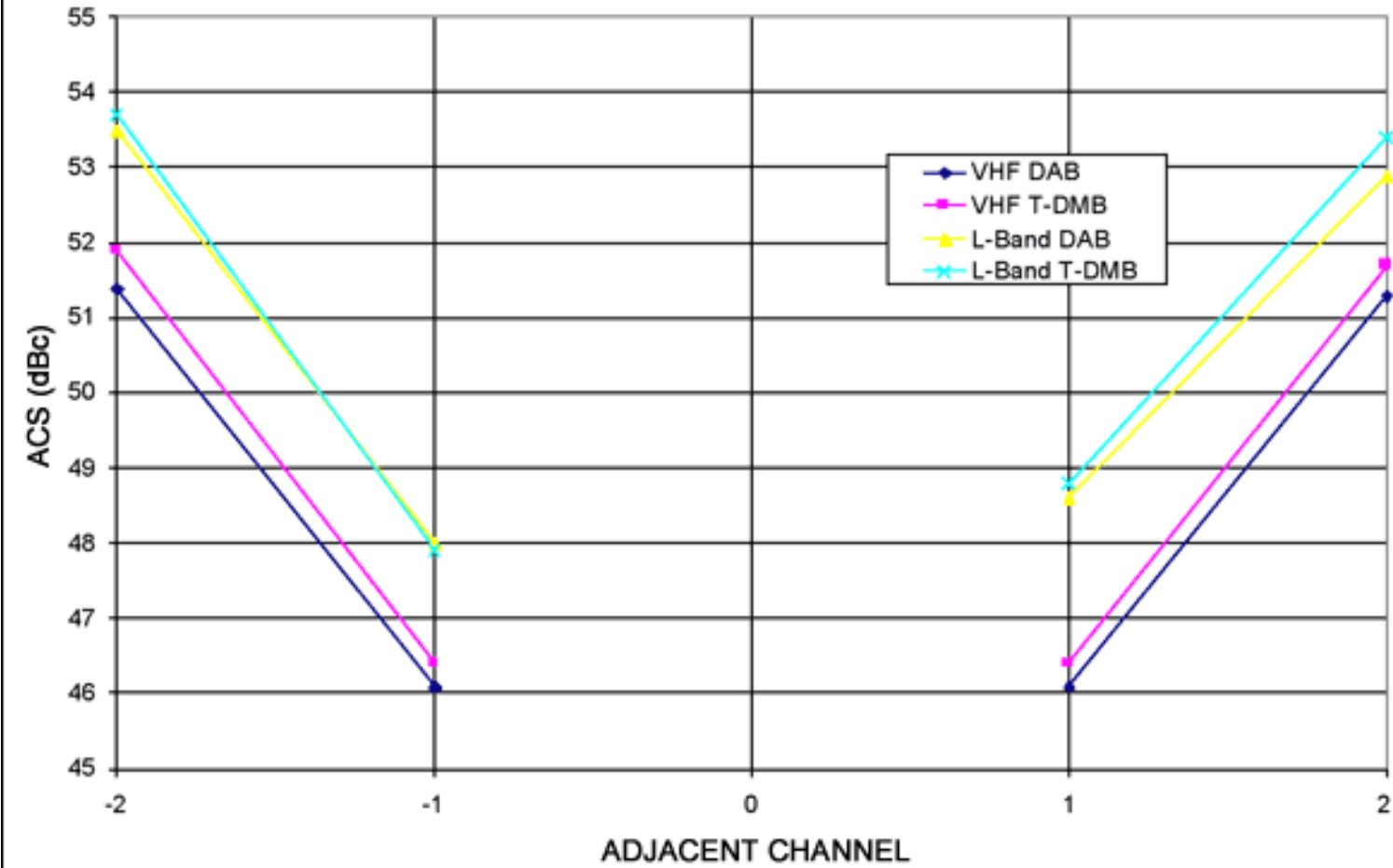


Figure 5. The Adjacent Channel Selectivity (ACS) is better than 46dBc at the $N \pm 1$ adjacents for VHF, and improves by almost 2dB for L-band. With these ACS measurements, the desired signal is at -70dBm and 206.352MHz for VHF and 1471.792MHz for L-band. The channel spacing is 1.712MHz.

Additional Measurements

The maximum input level is 10dBm for DAB and T-DMB in both VHF and L-band. This input level is limited by the absolute maximum rating of the MAX2170/MAX2171 devices.

DAB

Parameter	Conditions	Measured	Units
Maximum Input	VHF: 174.928, 206.352, 239.200MHz	10, 10, 10	dBm
	L-Band: 1452.960, 1471.792, 1490.624MHz	10, 10, 10	
Far-Off Selectivity, VHF (Desired: -70dBm, 206.352MHz)	N+5MHz FM Adj	66.7	dBc
	N-5MHz FM Adj	66.6	
Far-Off Selectivity, L-Band (Desired: -70dBm, 1471.792MHz)	N+5MHz FM Adj	67.0	dBc
	N-5MHz FM Adj	66.9	

T-DMB

Parameter	Conditions	Measured	Units
Maximum Input	VHF: 174.928, 206.352, 239.200MHz	10, 10, 10	dBm
	L-Band: 1452.960, 1471.792, 1490.624MHz	10, 10, 10	
Far-Off Selectivity, VHF (Desired: -70dBm, 206.352MHz)	N+5MHz FM Adj	66.2	dBc
	N-5MHz FM Adj	66.9	
Far-Off Selectivity, L-Band (Desired: -70dBm, 1471.792MHz)	N+5MHz FM Adj	67.0	dBc
	N-5MHz FM Adj	66.9	

DAB/T-DMB Frequency Plan

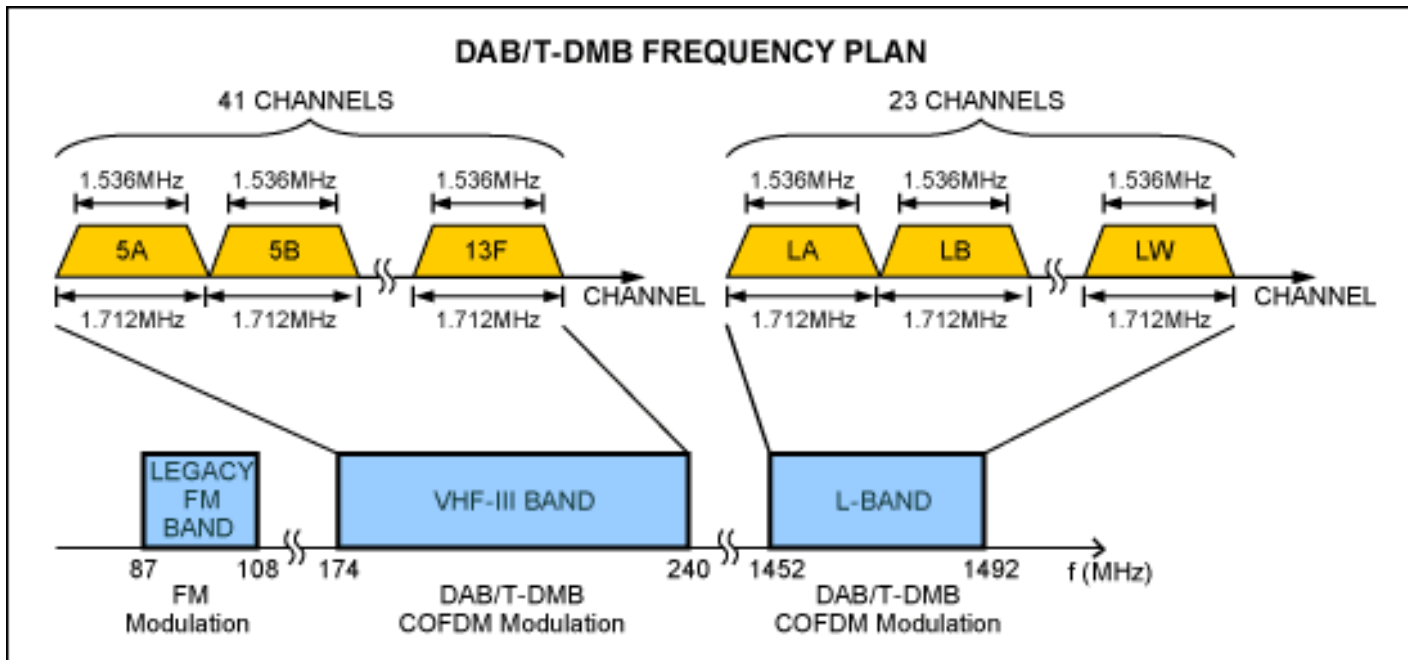


Figure 6. The DAB/T-DMB RF signal is typically broadcast in the VHF-III band and L-band. The channel spacing is typically 1.712MHz with 1.536MHz signal bandwidth.

Detailed Description

The MAX2170/MAX2171 low-IF tuner is designed for Digital Audio Broadcast (DAB) and Terrestrial Digital Multimedia Broadcast (T-DMB) applications, covering an input frequency range of 168MHz to 240MHz (VHF-III) and 1452MHz to 1492MHz (L-band). The MAX2170/MAX2171 achieve a high level of component integration, thus allowing low-power, tuner-on-board designs. The low-IF architecture eliminates the need for an IF-SAW filter, while providing a balanced 2.048MHz center frequency baseband output to the demodulator. The MAX2170 provides a buffered reference clock at the crystal frequency, while the MAX2171 outputs a reference at 1/3rd of the crystal frequency. A sigma-delta fractional-N synthesizer is incorporated to optimize both close-in and wideband phase-noise performances for OFDM applications where sensitivity to both 1kHz phase noise and wideband phase noise related to strong adjacents can be a problem.

Application Note 4154: www.maxim-ic.com/an4154

More Information

For technical support: www.maxim-ic.com/support

For samples: www.maxim-ic.com/samples

Other questions and comments: www.maxim-ic.com/contact

Keep Me Informed

Preview new application notes in your areas of interest as soon as they are published. Subscribe to [EE-Mail - Application Notes](#) for weekly updates.

Related Parts

MAX2170: [QuickView](#)

MAX2171: [QuickView](#)

AN4154, AN 4154, APP4154, Appnote4154, Appnote 4154

Copyright © by Maxim Integrated Products

Additional legal notices: www.maxim-ic.com/legal